



product_datasheet_title

LN COMP HO 1500 25 W 4000 K

LINEAR COMPACT HIGH OUTPUT | Compact single or light line luminaire with high luminous flux



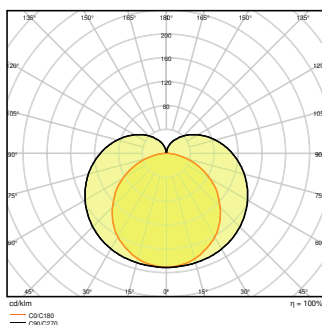
technical_data

ELECTRICAL DATA

Nominal wattage	25.00 W
Nominal voltage	220...240 V
Mains frequency	50...60 Hz
Nominal current	0 A
Inrush current	10 A
Inrush current time T_{h50}	160 μ s
Max. number of luminaires per miniature circuit breaker B16	75
Max. number of luminaires per miniature circuit breaker C10	60
Max. number of luminaires per miniature circuit breaker C16	96
Power factor λ	> 0.90
Total harmonic distortion	91 %
Protection class	II
Operating mode	Integrated LED driver

PHOTOMETRICAL DATA

Luminous flux	2500 lm
Luminous efficacy	100 lm/W
Color temperature	4000 K
Light color (designation)	Cool White
Color rendering index Ra	> 80
Standard deviation of color matching	< 5 sdcn
Photobiological safety group acc. to EN62778	RG0
Beam angle	140 °



LN COMP HO 1500 25W 4000K
IP20

DIMENSIONS & WEIGHT

Length	1473.00 mm
Width	24.00 mm
Height	36.00 mm
Product weight	600.00 g



MATERIALS & COLORS

Product color	White
Housing color	White
Body material	Polycarbonate (PC)
Cover material	Polycarbonate (PC)
Light emitting surface material	Polycarbonate (PC)
Glow Wire Test according to IEC 60695-2-12	850 °C
Mercury content	0.0 mg

APPLICATION & MOUNTING

Ambient temperature range	-20...+40 °C
Type of connection	Screw terminal, 2-Pole (L,N)
Type of protection	IP20
Protection class IK (shock resistance)	IK03
Dimmable	no
Mounting type	Surface
Mounting location	Ceiling / Wall
Application environment	Indoor
LED module replaceable	Not replaceable
With light source	Yes

LIFESPAN

Lifespan L70/B50 at 25 °C	50000 h ¹⁾
Lifespan L80/B10 at 25 °C	40000 h ¹⁾
Lifespan L90/B10 at 25 °C	30000 h
Number of switching cycles	100000

¹⁾ t[h]: L70 / B50 @ 25 °C (Ta), t[h]: L80 / B10 @ 25 °C (Ta), t[h]: L90 / B10 @ 25 °C (Ta)









CONTROL GEAR






Output current	270 mA
----------------	--------

CERTIFICATES & STANDARDS

Standards	CE / CB / TÜV SÜD / EAC / EPD
Luminaire with limited surface temperature, "D sign"	No
Ball shot safe	No
EPD	LEDV-00005-V01.01-EN

download_data

Documents and certificates		document_name
	User instruction	Linear_Compact_Switch_UI
	Addon Technical Information	LS Insert LN COMP HO and SWITCH
	On-Pack-Info	Legal Insert Linear Compact
	Declarations Of Conformity CE	EU Declaration of Conformity Linear Comp Switch and HO LEDV
	Declarations Of Conformity CE	Attestation of Conformity Linear Comp
	Declarations Of Conformity UKCA	LN COMP HO
Photometric and lighting design files		document_name
	IES file (IES)	LN COMP HO 1500 25W 4000K IP20
	LDT file (Eulumdat)	LN COMP HO 1500 25W 4000K IP20

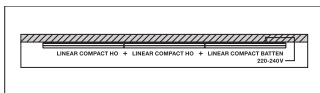
Photometric and lighting design files		document_name
	ULD file (DIALux)	LINEARCOMPACTHIGHOUTPUT150025W4000K
	ROLF file (RELUX)	LN COMP HO 1500
	UGR file (UGR table)	LN COMP HO 1500 25W 4000K IP20
	LDC typ polar	LN COMP HO 1500 25W 4000K IP20
CAD/BIM files		document_name
	CAD_STEP_3D	LN COMP HO 1500

logistical_data

product_code	packaging_unit	dimensions	weight	volume
4058075106376	Folding box 1	1,680 mm x 40 mm x 30 mm	741.00 g	2.02 dm ³
4058075106383	Shipping box 25	1,718 mm x 233 mm x 180 mm	19481.00 g	72.05 dm ³

logistical_data_text

additional_catalog_information



disclaimer_title

disclaimer_text